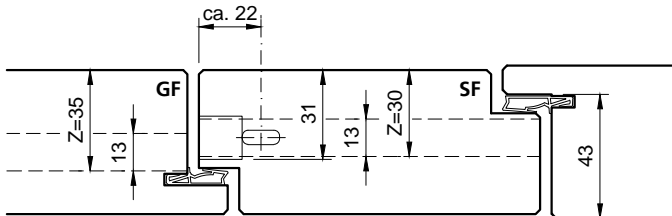
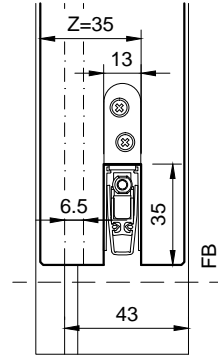


**Typ: RDS17-43**  
 48-51mm Türblatt  
 (Zusatzfalz = 15mm)

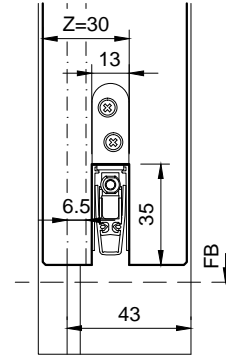
Kantenriegel:  
 Wange 34mm/Falz 40mm



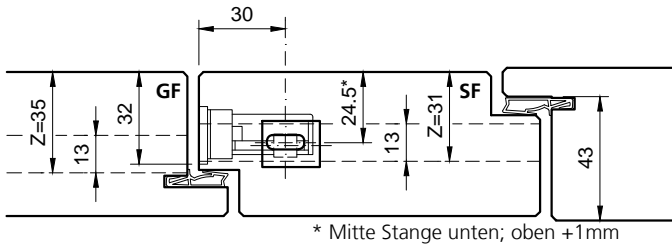
Gehflügel



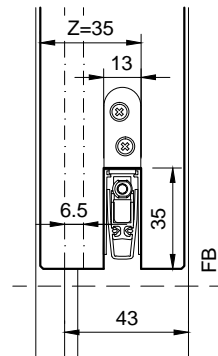
Stehflügel



Hebelkantenriegel:  
 Wange 34mm/Falz 40mm



Gehflügel



Stehflügel

