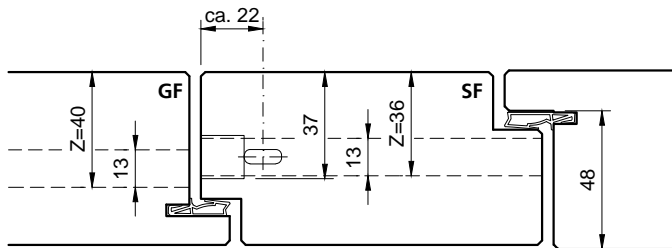
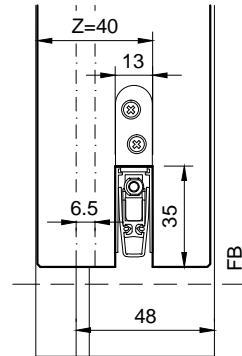


**Typ: RDS17-48**  
 58-61mm Türblatt  
 (Zusatzfalz = 20mm)

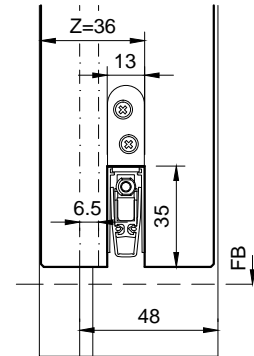
Kantenriegel:  
 Wange 44mm/Falz 50mm



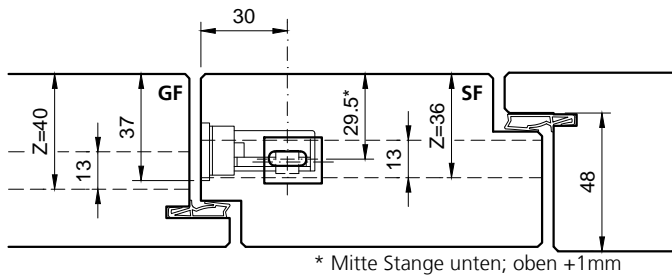
Gehflügel



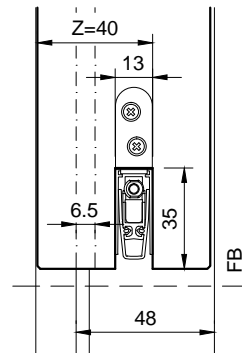
Stehflügel



Hebelkantenriegel:  
 Wange 44mm/Falz 50mm



Gehflügel



Stehflügel

